

|  |                     |                               |
|--|---------------------|-------------------------------|
| Last Modified: 07-05-2024  | 6.11:8.1.0          | Doc ID: RM100000002K0RP       |
| Model Year Start: 2024   | Model: Land Cruiser | Prod Date Range: [02/2024 - ] |
| Title: LIGHTING (EXT): HEADLIGHT ASSEMBLY (for Single Beam Headlight): INSTALLATION; 2024 MY Land Cruiser [02/2024 - ] |                     |                               |

INSTALLATION

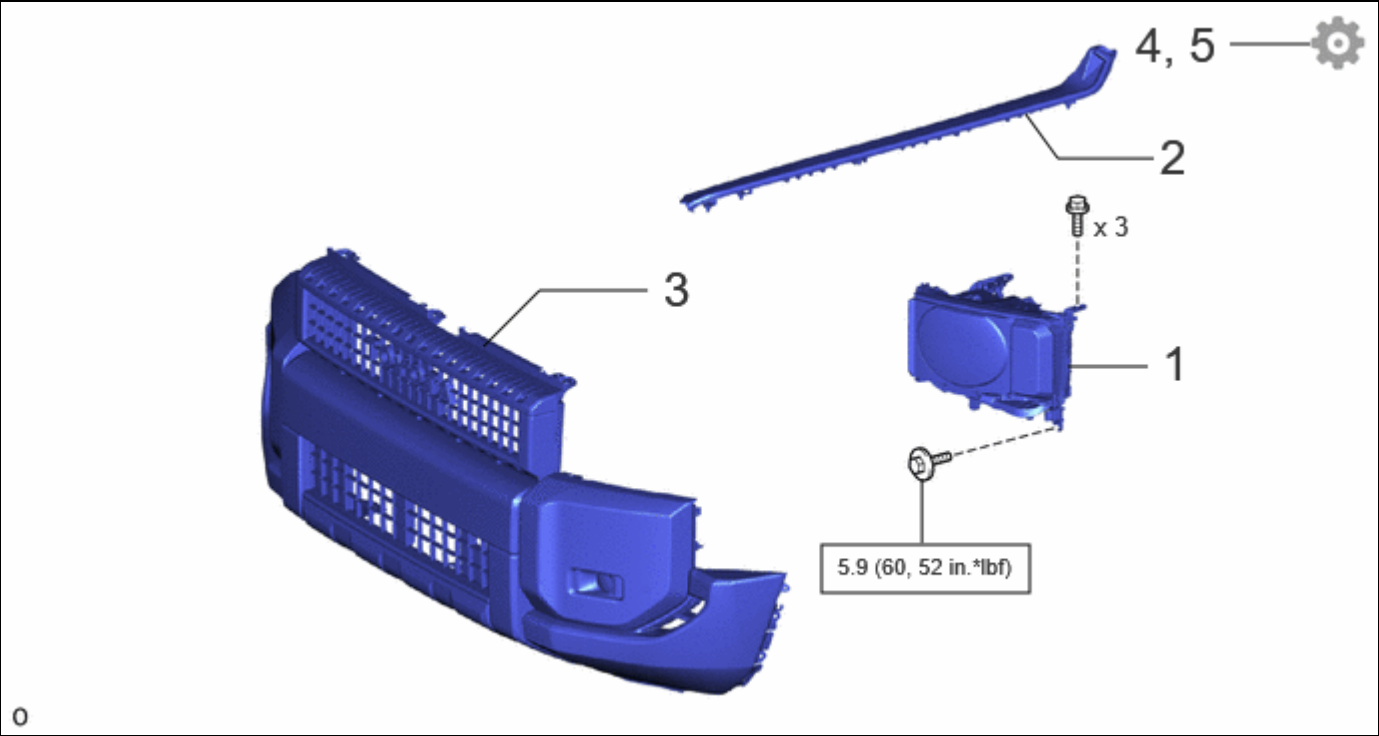
CAUTION / NOTICE / HINT





HINT:




- Use the same procedure for the RH and LH sides.
- The procedure described below is for the LH side.


CAUTION / NOTICE / HINT

COMPONENTS (INSTALLATION)



| PROCEDURE |  | PART NAME<br>CODE |  |  |  |
|-----------|--|-------------------|---|---|---|
| 1         | HEADLIGHT ASSEMBLY LH                          | -                 | -   | -   | -   |
| 2         | FRONT FENDER REINFORCEMENT SUB-ASSEMBLY TOP LH | 53808D            | -   | -   | -   |
| 3         | FRONT BUMPER ASSEMBLY                          | -                 | -   | -   | -   |
| 4         | PERFORM INITIALIZATION                         | -                 | -   | -   |  |

|           |                         |                   |   |   |   |
|-----------|-------------------------|-------------------|---|---|---|
| PROCEDURE |                         | PART NAME<br>CODE |  |  |  |
| 5         | ADJUST HEADLIGHT AIMING | -                 | -   | -   | INFO  |

|   |   |   |   |
|---|---|---|---|
|  | N*m (kgf*cm, ft.*lbf): Specified torque | - | - |
|---|---|---|---|

PROCEDURE

1. INSTALL HEADLIGHT ASSEMBLY LH

Torque:

Bolt :

5.9 N·m {60 kgf·cm, 52 in·lbf}

2. INSTALL FRONT FENDER REINFORCEMENT SUB-ASSEMBLY TOP LH

3. INSTALL FRONT BUMPER ASSEMBLY

Click here INFO

4. PERFORM INITIALIZATION

Click here INFO

5. ADJUST HEADLIGHT AIMING

Click here INFO

