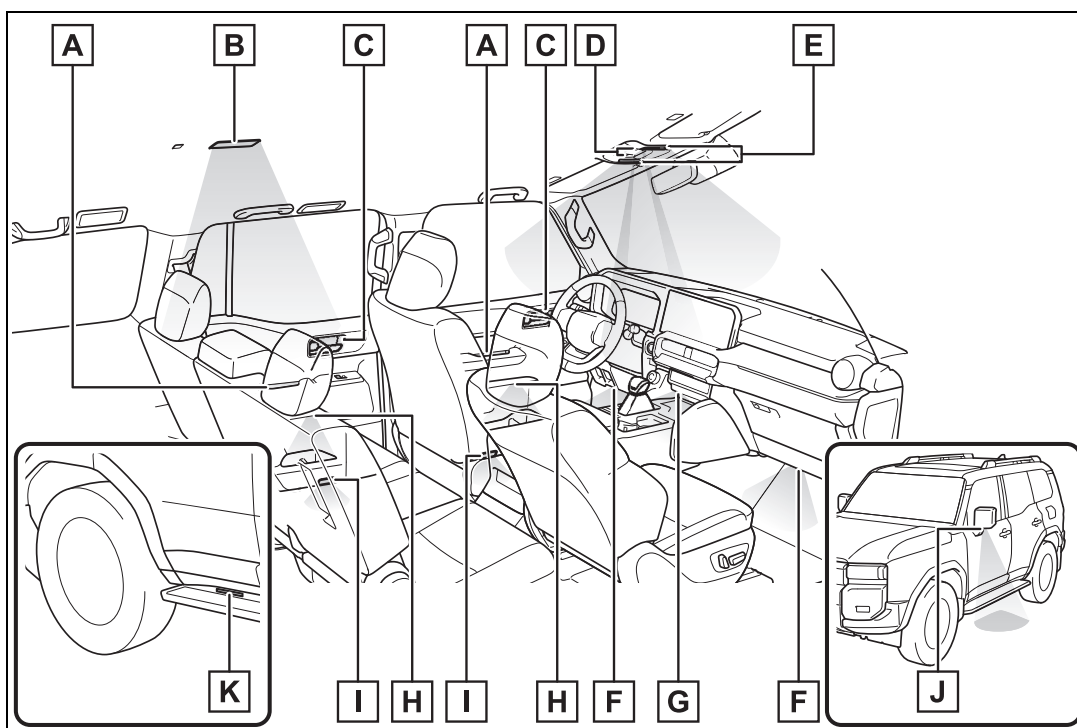


Interior lights list

Location of the interior lights



- A** Pull handle lights (if equipped)
- B** Rear interior light (→P.486)
- C** Inside door handle lights (if equipped)
- D** Shift lever lights*
- E** Front interior light/personal lights (→P.486, 487)
- F** Footwell lights (if equipped)
- G** Open tray light (if equipped)
- H** Door pocket lights (if equipped)
- I** Door courtesy lights (if equipped)
- J** Outer foot lights (if equipped)
- K** Running board lights (if equipped)

*: The shift lever lights turn on/off together with the tail lights.

■ Illuminated entry system

The lights automatically turn on/off

according to the power switch mode, the presence of the electronic key, whether the doors are

locked/unlocked, and whether the doors are opened/closed.

■ To prevent the 12-volt battery from being discharged

If the interior lights remain on when the power switch is turned to OFF, the lights will go off automatically after 20 minutes.

■ Automatic illumination of the interior lights

If any of the SRS airbags deploy (inflate) or in the event of a strong rear impact, the interior lights will turn on automatically. The interior lights will turn off automatically after approximately 20 minutes.

The interior lights can be turned off manually. However, in order to help prevent further collisions, it is recommended that they be left on until safety can be ensured. (The interior lights may not turn on automatically depending on the force of the impact and conditions of the collision.)

■ Customization

Setting (e.g. the time elapsed before the lights turn off) can be changed. (Customizable features: →P.651)

⚠ NOTICE

■ To prevent 12-volt battery discharge

Do not leave the lights on longer than necessary when the hybrid system is off.

Operating interior lights

■ Turning the front interior light on/off

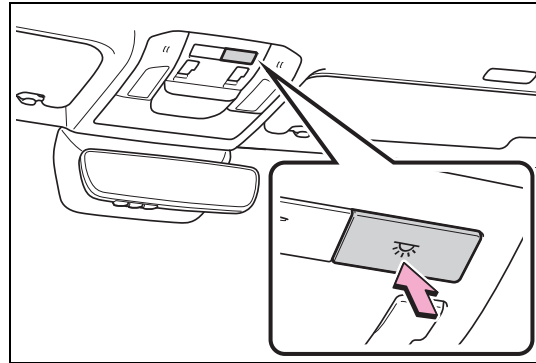
Press the switch.

Each time the switch is pressed, the light turns on/off.

The rear interior light turns on/off

together with the front interior light.

When a door is opened while the door position is on, the light turns on.

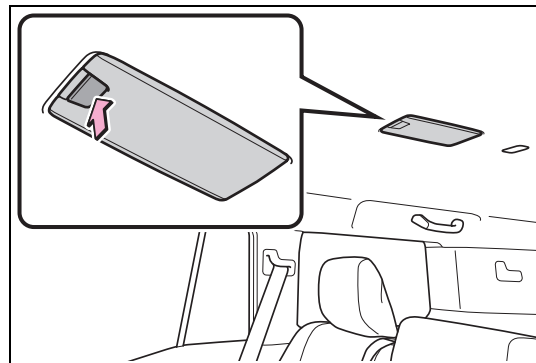


■ Turning the rear interior light on/off

Press the switch.

Each time the switch is pressed, the light turns on/off.

The rear interior light is also turned on/off by the front interior light operations. If the light is turned on by front interior light operation, the rear interior light cannot turn off by pressing the switch.



■ Turning the door position on/off

Press the door-linked interior light switch.

The lights are turned on and off according to whether the doors are opened/closed while the door posi-