

For User

Toyota Genuine

Back Door Opening Guard

Manual

Thank you for purchasing Toyota Genuine “Back Door Opening Guard”.
Before using the product, please be sure to read this manual and use the product properly by following the described contents.

Please keep this manual in your car so as not to lose it. If you give this product to another person, please be sure to give this manual with the product.

This manual describes the instructions that should be observed with the following symbols to ensure safe use of the product.

⚠ WARNING Death or serious injury may occur if the warning is not observed.

⚠ CAUTION Accident, injury, or damage to your car may occur if the caution is not observed.


👉 ADVICE Describes the contents you should know to use the product safely.

Product Number

PZ317-60013

Explanation of Back Door Opening Guard

This product is used by being installed to the back door opening of your car. It reduces scratching on the back door mainly when running with the luggage room loaded with luggage.



Precautions for Handling

⚠ CAUTION

1. Do not use the back door opening guard to prevent the collapse of luggage. To do so may result in unexpected injury due to the collapse of luggage.
2. Do not put luggage, etc. on the back door opening guard. To do so may result in damage to your car or back door opening guard or unexpected injury due to the shift of luggage, etc.
3. Install and remove the back door opening guard by the correct procedures according to this manual. Failure to do so may result in damage to your car or back door opening guard.
4. Do not make the product touch a sharp object. To do so may cause break or damage.
5. Do not bring the product close to a heat such as a fire. To do so may cause deformation or damage.
6. When installing the back door opening guard, do not apply a large force by leaning against it, etc. To do so may cause damage or unexpected injury.
7. When operating the third seat of your car, check "How to Use" on page 4 each time.
8. Do not use the product for purposes other than its proper purpose.
9. This product is not waterproof, so do not wet it with water. To do so may cause deformation or wrinkle.
10. While the engine is operating, do not spread the back door opening guard to the vehicle outside. To do so may cause deformation or damage due to heat.

Maintenance

⚠ CAUTION

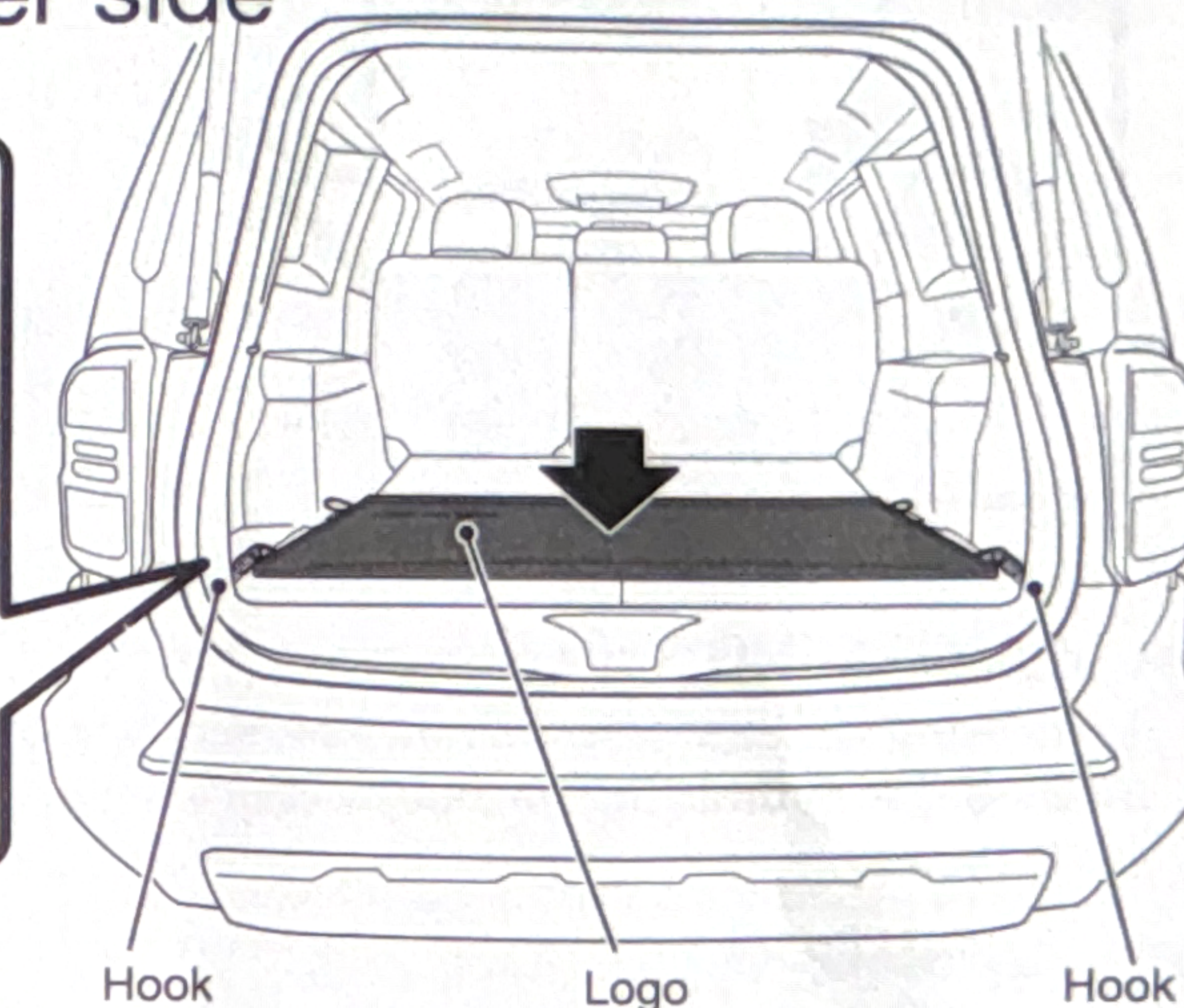
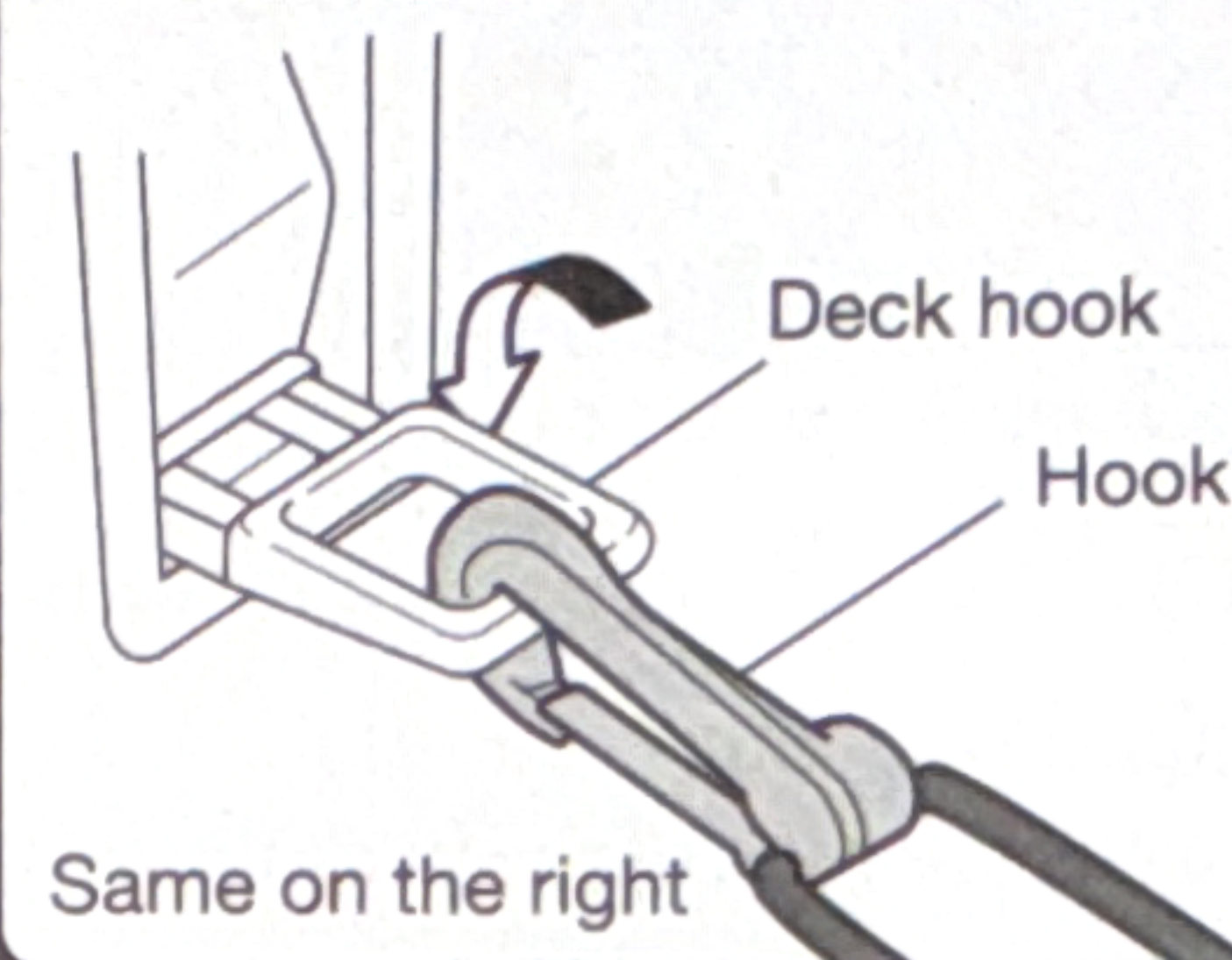
1. Do not wash the product or send it to the laundry. To do so may cause deformation or wrinkle.
2. Wipe off the surface lightly with a cloth that was soaked in lukewarm water and wrung.
3. If dirt is serious, wipe it off by tapping with a cloth or sponge that contains neutral detergent diluted in water.
4. Do not use an organic solvent, such as benzine, gasoline, and an acid or alkaline solvent. To do so may cause deformation or stain.
5. Do not iron the product. To do so may cause deformation or wrinkle.

Installation/Removal

● Installation

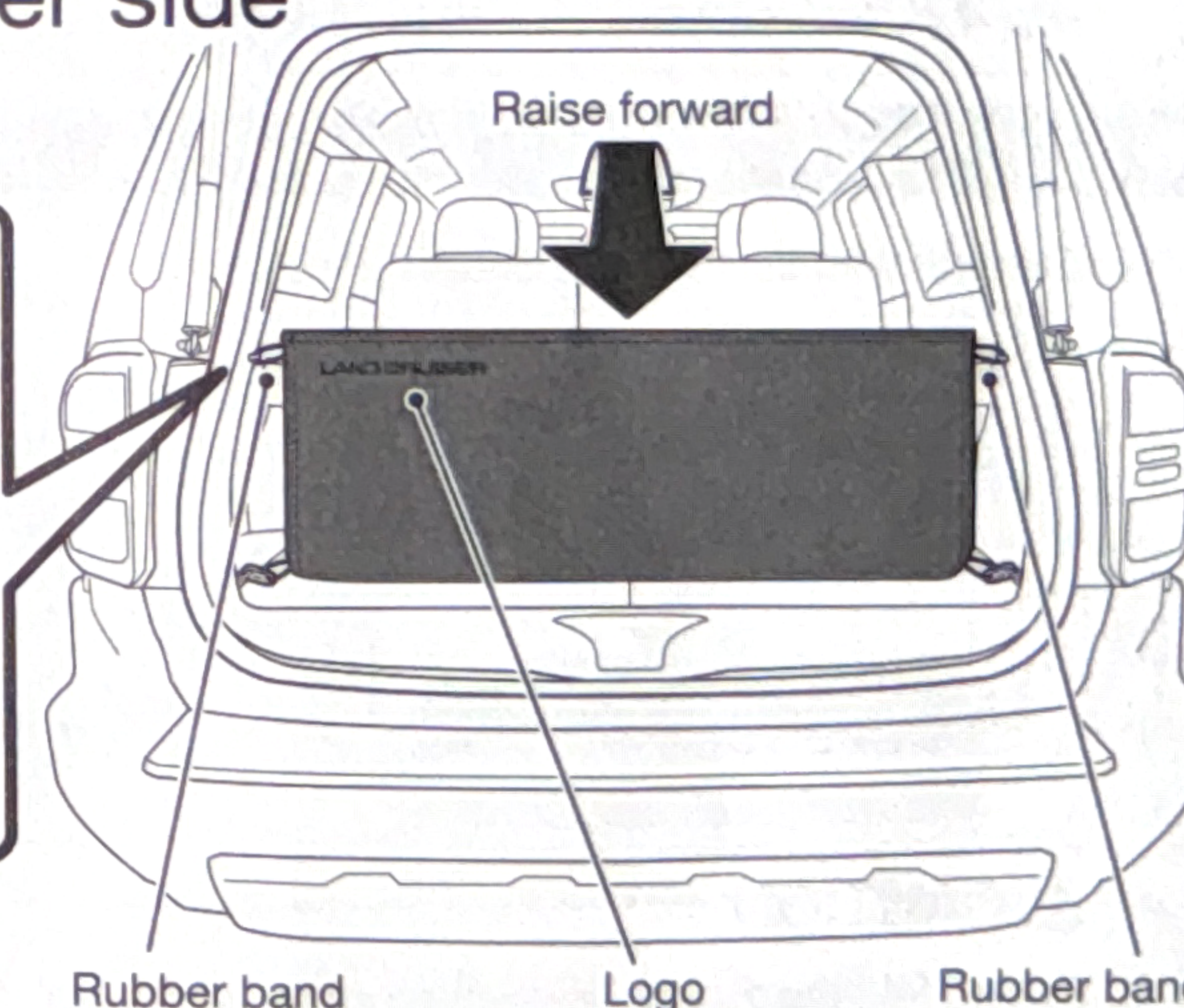
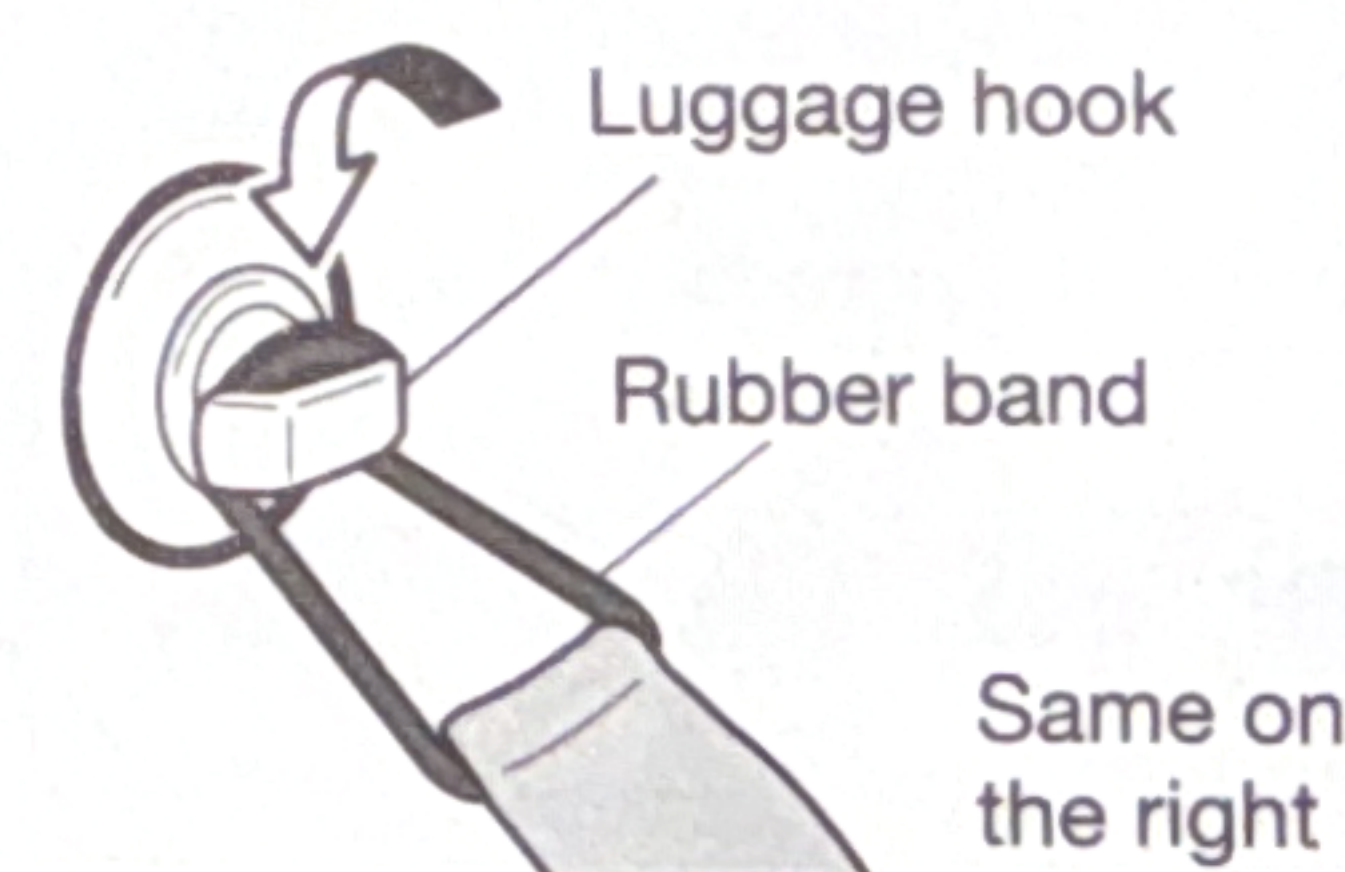
① Fixing the lower side

Hang the hook to the deck hook



② Fixing the upper side

Hang the rubber band to the luggage hook

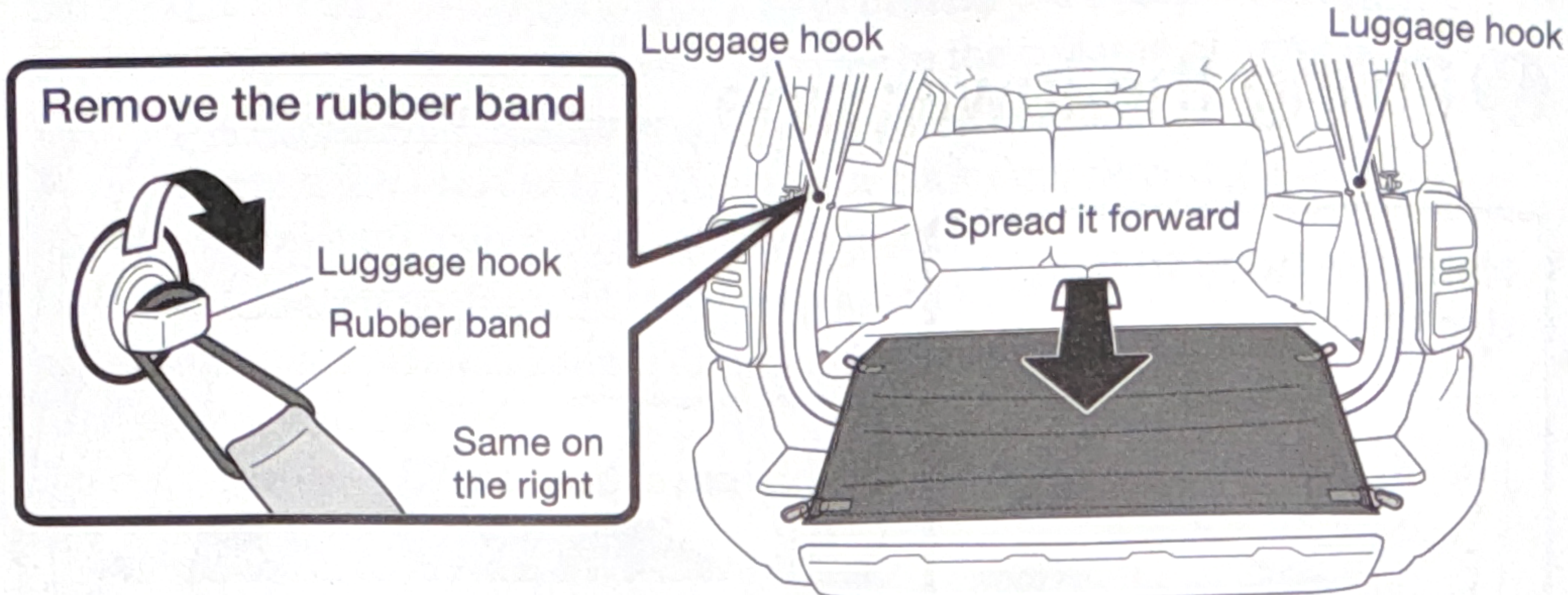


● Removal

Remove it by the reverse procedure of the installation.

How to Use

● When loading/unloading luggage



⚠ WARNING

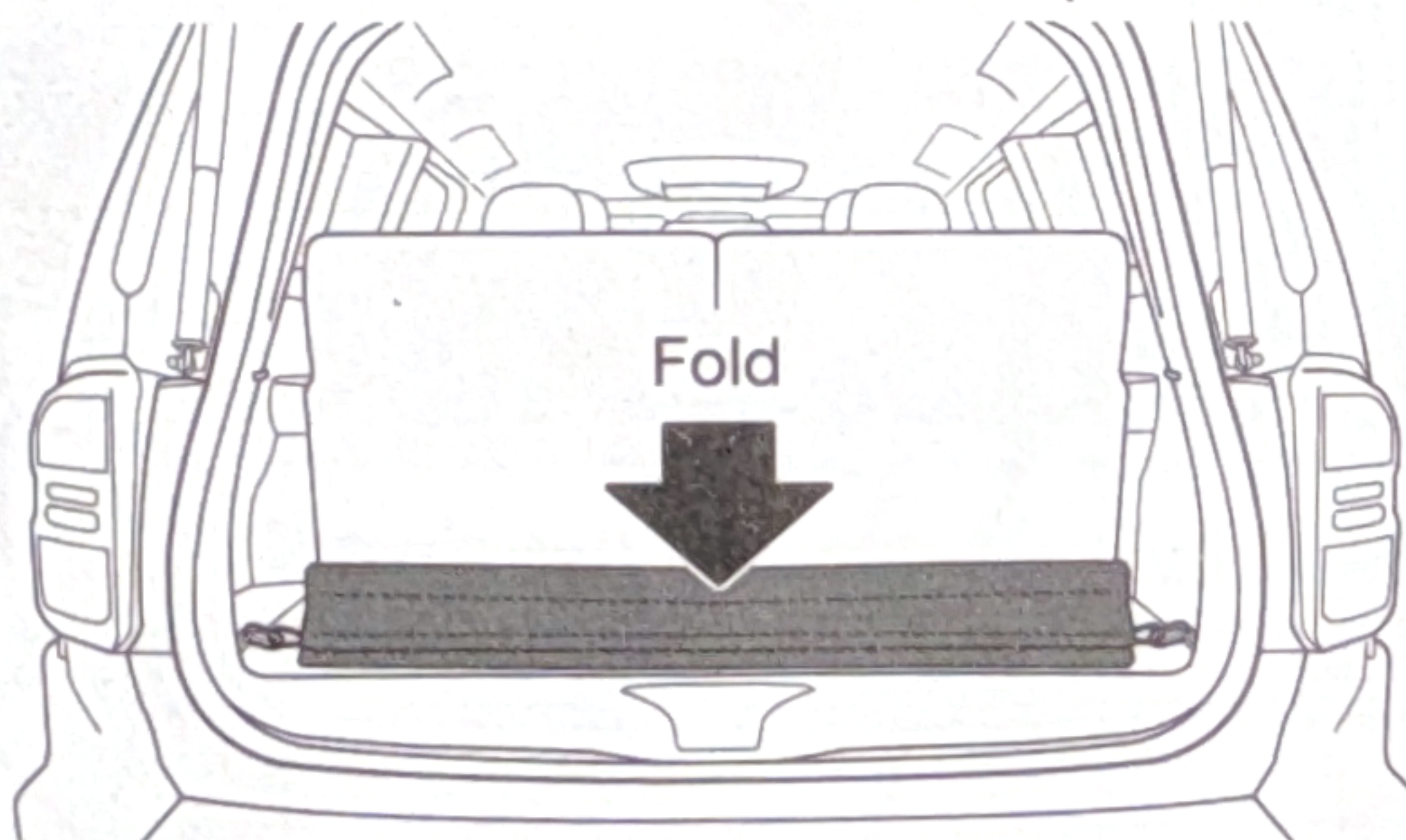
Do not close the back door while the back door opening guard is spread. To do so may cause damage to the back door opening guard or opening of the back door while running.

⚠ CAUTION


1. Spread the back door opening guard completely. Insufficient spreading may cause scratches on vehicle parts.
2. Be very careful when spreading the back door opening guard while the mufflers are hot just after the vehicle running, etc. Failure to do so may cause deformation or damage due to heat.

● When the back door opening guard is not used

<When the third seat is used or operated>



<When the third seat is stored or in case of five-seater specifications>



⚠ CAUTION

1. Do not fold the back door opening guard to the left or right. To do so may cause damage, deformation, or wrinkle.
2. After folding it, do not put luggage, etc. on the back door opening guard. To do so may cause damage, deformation, or wrinkle.



If you have any questions, please contact the Toyota dealer from which you purchased the product.

TOYOTA MOTOR CORPORATION